

Servo Chatter

January 2005 - Issue # 108

Official newsletter of the SCCMAS "Tomcats"

AMA club charter #110

Editor: Chris Luvara

<http://www.sccmas.org>



Next Meeting: Thursday, January 20th, 2005 @ 7:30pm

Location: Hayes Elementary School, Poston Drive in San Jose. See page 3 for map.

Future Meeting dates:

Meeting Program: Raffle prizes will include the usual - a radio, an engine, a kit, glues, and lots of other neat stuff! Bring your latest creation for show and tell and receive a free raffle ticket. Coffee and Donuts during the break.

Cover Photo: Richard Groen smokes up the sky with his GeeBee "Y"
(Photo by Chris Luvara)

In This Issue:

From the Editor.....	2
VP News.....	2
Secretary's Building Board.....	3
Treasurer's Report.....	4
Contest Corner.....	4
Training.....	5
Safety.....	6
NCRCS Event List.....	6-8

From the Editor

by Chris Luvara



Wow, hard to believe it's 2005 already. I just got back from four days at the AMA R/C Tradeshaw in Ontario, Calif. Attendance was a little low because of the bad weather, but there was some pretty interesting products. There was also a few familiar faces that treked down from the Bay Area. Overall, you could tell the trend for the hobby has definitely gone towards small, foam electric powered aircraft.

This newsletter will be a little smaller than normal because of time constraints, but all the usual columns are inside. Rich Groen has got all of the contest dates squared away and those can be found on page four. Mike French has written about the club trainer which will be left in the back room. Time Jones has written another great piece on safety and the odds and ends that need to be tightened up at the field.

Lets hope this weather clears up and that the rain is over so we can fly a little more. Here's to a great 2005!

Fly Safe, Chris



Send submissions to:

Servo Chatter

1365 Buchanan Dr.
Santa Clara, CA 95051-3950
408-246-3857
servochatter@sccmas.org



Flyin Fast - VP News

by Michael Luvara



I've just returned from the AMA Convention 2005 in Ontario, CA. This is a hobby convention that the Academy of Model Aeronautics puts on every year. If you have not attended one of these shows, you certainly ought to plan on attending one in the future. In reality, it's a big hobby shop, with lots of toys... Vendors from all over the country come to display their latest and greatest product offerings. There's usually some great deals and you can also talk in person with some of the big names in R/C. In addition, they have indoor activities for the kids, raffles, a swap shop, and demonstrations (includes electric flying). I find it interesting to look at the trends each year. With advances in battery technology, electrics are the hot thing right now and this is being seen at most flying fields. Of course, there are BIG airplanes, which seem to be getting bigger with each year. And on the flip side of things, small is getting smaller. Receivers are tiny and some now allow you to tune the frequency with the turn of a dial. Futaba event has an MP3 capable, windows based radio. What's next?

SCCMAS renewals were mailed right at the new year. If you have not yet received your personalized renewal package, please call 408-292-1212 or email mike@sccmas.org and we'll get you a new one in the mail. Renewals are due on January 31st, 2005. Please note that if you are NOT current for AMA in 2005, you cannot fly at the SCCMAS field. Since there are differing renewal dates for AMA coverage and SCCMAS memberships, you must ensure that you have current AMA in order to fly at all times.

Enclosed with your renewal package was also a member survey. We ask that you take a few minutes to fill out and return the survey. The governing board reads each and every one of them and uses the surveys as a rudder in helping guide the SCCMAS.

Rich Groen recently went to the NCRCS meeting in December to schedule all of the SCCMAS events for 2005. We look forward to a great year of events in 2005. Please find the schedule included in this newsletter.

Michael

Training Vouchers

Contact
Mike French
for more
information



From the Secretary's Building Board



by Rich Luvara

Club Meeting Notes- December 3rd, 2004
Members Present: 45

New Members:

New Solos :

Vern Bollesen

Show and Tell

Don Loughridge - Travelaire 2000 concept kit. Resurrected after a crash, not flown since. 6 lbs, powered by an OS LA .40. Was the most available biplane of it's era.

Mike Leggert - Fiberglass fuse from a discus launch glider. Fuse weighs only 3 oz. Finished weight is about 10 oz. Wing-span is 1.5 meters.



Dumb Thumb

Winner:
Mike Luvara

For chewing up the wingtip with the prop while in the shop working on a NASA project plane.



Participants at the 2nd Annual Bob Whitacre Memorial Toys for Tots Fly-in, held December 2004.

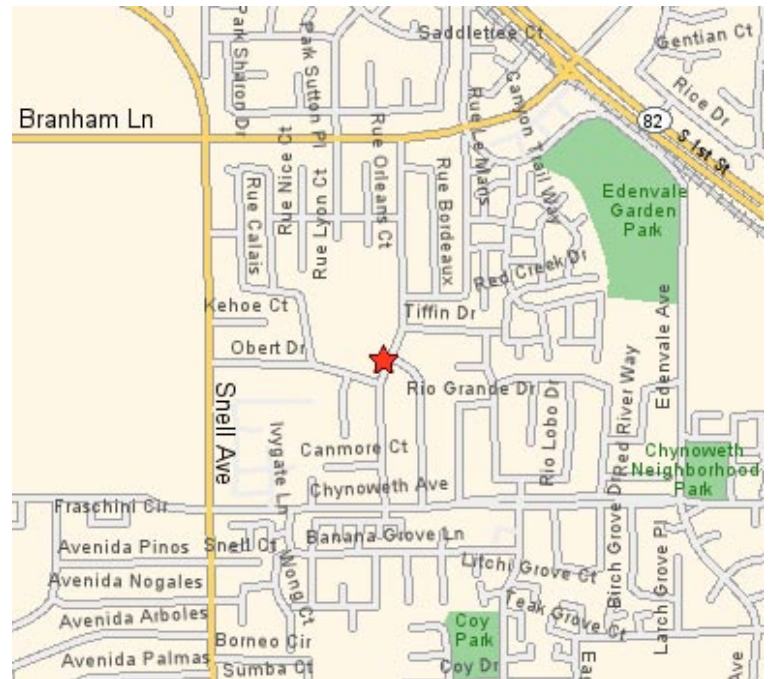


Raffle

Don Loughridge	Radio
Kevin Walsh	Motor
Bervin Britt	Kit & Fuel dots
Jack Patterson	Fuel Pump
Dave Baremore	Shirt
Robert Jamison	Fuel
Ray Fraser	Screws
John Zaucha	Screws

This month, we have to thank Sheldons and RCAT Systems for their help with our raffle. Without contributions from sources like this, our raffle would in no way be possible. Please support all of our local hobby shops that are listed on the back cover of the newsletter. Remember, the local shops are the ones that donate to our club. The mailorder ones do not.

Meeting Location Map



Hayes Elementary School, 5035 Poston Drive, San Jose, 95136



Treasurer's Report



by Jim Patrick



SCCMAS Profit & Loss 11/9/04-1/9/05

Income

Contest Entries	355.00
Food Sales	322.00
Membership Dues	10,173.00
Raffle	-215.65
Student Vouchers	50.00
Swap Meets	270.00
Vending Machine	88.00
Total Income	\$11,042.35

Expenses

Bay Alarm	135.00
Equipment Rental	75.00
Food	649.83
Garbage Service	333.70
Licenses and Permits	100.00
Postage and Delivery	37.00
Printing and Reproduction	225.16
Field Repairs	9,803.53
Janitorial Exp	50.00
Repairs and Maintenance other	19.46
Sanitation Service	184.24
Supplies	297.53
Telephone	175.13
Gas and Electric	116.38
Water	998.00

Total Expenses **\$13,199.96**

Net Ordinary Income **\$-2,157.61**

Net Income **\$-2,156.61**

Contest Corner

by Rich Groen



Thanks to some early planning, and coordination from the NCRCS, we have finalized the 2005 event schedule. I hope this will help everyone plan what to get ready for while the rain continues to fall. With as much rain has come so far, the rainy season should be through by early February. Doubtful... but time will fly that fast, and hopefully your planes will too. We are kicking the season as usual with a flea market, then, the flood gates of fun begin. This year we are hosting two T-34 Triangle series races. This year both motors will be allowed, AX & FX, so tune up your stuff and get ready. Complete rules and guidelines will be available soon from Kevin, Triangle coordinator. Also we will host the Championship race in October.

As always, to make these events a success, I am desperate need for helpers. Many events need field help, and all of them need shack help. I can do all the shack shopping, but it gets a bit much to do work every event too. If you enjoy the events and participate in a few this year, then help make the ones you do not fly in a success also. Volunteer !!! If you have an event you can plan to help I am available by several modes...

Contests@sccmas.org
Mbl# 408-832-7432
Hm # 408-281-7288
Fax # 408-295-8263

Unfortunately the shack option on the event survey produced no response... too bad. Everyone seems to enjoy the food at the events; it can't happen without people... call or leave an e-mail which events you can help with.... Thanks !!!! Also all the race events and fun-flys need field and judging help. If that is your preference let me know... the fewer calls before each event saves hours of work.

I hope everyone enjoys the calendar for 2005; work is already in progress for things in 2006. I am always open to new ideas. Happy Flying !!!

2005 SCCMAS EVENTS


Flea Market	March 12th
Inter Club Fun Fly	March 19th
Warbird Race	April 9th
Electric Fly-In	May 21st
T-34 Triangle Race	June 11th
Giant Scale Fly-In	June 25th
Invitational Air Show	July 9th-10th
Flea Market	August 6th
Junk Yard Wars	August 27th
Open Fun Fly	September 24th
T-34 Triangle Race	October 8th
Pattern Contest	October 15th
Flea Market	December 3rd
Whitacre-Toys 4 Tots	December 11th

Our New Club Trainer



I am a devotee of Murphy's Laws, which state among other observations that all projects will take twice as long as predicted. My initial commitment to SCCMAS was to have an operable trainer in the clubhouse by Halloween 2004 for the club to use for demonstrations and for backup when the student's plane becomes inoperable. It actually arrived on New Years Day 2005. The Hanger 9 Alpha Trainer I rebuilt is now the second to undergo the French touch. Its history is identical to the first trainer, which was fished out of the white trash bins that surround the assembly area. We apparently are a "throwaway generation" of R/C enthusiasts. Rather than fixing minor breakage, the prevailing thought is to dispose of the old and always buy the new. In this regard, I am from the Old School. My planes never die; they just get rebuilt ad nauseum.

I am neither an aeronautical engineer nor am I a connoisseur of ARF trainers. But 99% of my flying for the past few years has entailed flying a very wide variety of these planes. As such one gets to know the weak points and features of each. Over time I have accumulated a substantial set of feelings of how to correct weaknesses in a variety of the planes I've flown. The Hanger 9 Alpha Trainer is at the top of my list. I like the Alpha. It is a sleek plane with generally good flying characteristics. But like the rest, it is sold to generate a profit for Hanger 9 and not designed to be even remotely durable, although it is tougher than some of the others that I have flown. The plane shown is the second Alpha trainer that I have restored for the club's benefit [hence the Number 2 on the tail].




The plane shown is the second Alpha trainer that I have restored for the club's benefit [hence the Number 2 on the tail].



do nothing for performance. [Pic 1] The biggest problem with most standard trainers is that the wire landing gears bend flat in time. I have had welded an inverted "V" to the gear [Pic 2] such that the form of the gear will be retained while still giving the gear lateral flexibility. Remember that the attitude of a tricycle gear plane must always be negative on the ground, meaning the nose is slightly tipping down when the plane is at rest. The first thing that plane touches when it is landing is the main gear so that they have to be lower than anything else on the plane.

I believe in big spinners. They act to save engines during severe impacts. They're cheap, engines aren't. I like closely coweled aircraft. In my judgment, they look sleeker/sexier. I completely rebuilt the firewall, making it 16 ply. The firewall fits in front of a plywood box that extends back into the rest of the fuselage. The point of this is that the Teflon nose wheel bracket will fail before the firewall and fuselage fails on a severe landing. I want the nose gear to bend or the bracket to break before the fuselage breaks.



The tail section of the Alpha is one of its weak points. On this plane [Pic 3], not only is the last section of the tail rebuilt in 3/16" plywood but also the end is closed. Note the Teflon tail bumper to prevent further damage by hitting the tail on landing. The plane is equipped with dual aileron servos for responsiveness and to be flown with Flaperons. But a Flaperon operation is usually not available with buddy boxes, as the buddy box doesn't have the ability to be programmed. There is a switch inside the electronics compartment [Pic 4], which selects one aileron channel from Flaperon channel 6 back to normal channel 1. This then allows the plane to be flown as a standard trainer with buddy box operation. The underside of the wings is suitably labeled such that no one will mistake this plane for anyone else's [Pic 5]. The aircraft is equipped with a fueling port and a charging port. This allows the battery voltage to be monitored while the wings are attached. I like fueling ports as it makes the



whole process in my judgment simpler. Both the receiver and the battery are contained in their own custom designed plywood box with foam padding for protection and red Monocote covering. The main wheels are oversized to 2.75" diameter rather than 2.5" as this aids in keeping the plane at a slightly negative tile while on the ground. The engine is a standard MECOA 46. It has plenty of power and idles just fine. Because of the additional plywood added to the fuselage, the planes weight is balanced to about 6 lbs 6 oz. empty. The aircraft's battery is 650 mAH so there is not a lot of flight time before recharge - probably around four 15 min. flights. There is a custom made storage rack for the plane which has a timer controlled charger to keep the plane and it's donated Futaba FP-T7UAP PCM1024 Programmable Transmitter ready to go. The plane is available to any of the club members through an instructor or club administrator with access to the clubhouse storeroom. Bring your own gas, glow plug igniter and engine starter motor! It flies great!



by Tim Jones



Hello Tomcats!

Kind of a slow time and not a lot for me to report or ask help with for this installment. I've received a few notes with concerns at the field for evaluation. We are looking into having a few new signs made for the field. With this in mind, if there are any signs that come to mind, that may be helpful or informative please let me know. An example of the signs in the works includes Emergency, Park Ranger Office and Sheriff phone numbers.

I have a few things on my list for the next workday that will need attention soon. One of these is a couple of steps that are starting to loosen up on the shack. Please watch for and remind others of this issue until we get it repaired when the weather allows. Anyone with an ambition to light up a skill saw and drive a few nails is invited to help out.

And finally, a reminder: As of this writing, there is no change in the use of the helipad \ hover area for flying of small foamie electrics. This is a red "No Fly" zone and as such, all fixed wing models of all types, including small electrics, gliders and toy type of craft are to be flown beyond the runway safety net line. There have been a few coffee cup discussions over this issue. But again, as of this writing, there is no change, and the original rules of flight in the park are still in effect. If you have a suggestion of what may be a practical and safe way to accommodate these rapidly appearing models in our facility, please write something up and give it to any club official so we can toss it on the table. ~~Keep in mind that the toughest issue will probably be the definition of "small".~~

The race season is coming fast, no pun intended, so get your hardhat and your sunscreen ready. Be sure everything is tight and balanced. Lay in a supply of glow plugs and props, get the new batteries cycled and let's go play outside!!!!

See you at the field or at Sheldon's.....

Tim

2005 Contest and Fly-In Schedule

NCRCS - Northern California R/C Society

January	7-8-9 15-16 29-30	AMA Expo @ Ontario, CA. Q500 Winterfest @ Speedworld R/C Flyers, Sunrise, AZ. Pattern @ Sun Valley Fliers, Phoenix, AZ.
February	6 12-13 19-20 26-27	Electric Indoor Fly-In @ Delta Valley Modelers, Stockton, CA. Pattern @ Antelope Valley Tailwinds, Lancaster, CA. IMAC @ Sun Valley Fliers, Phoenix, AZ. JR Cup – QM-40 @ Speedworld R/C Flyers, Sunrise, AZ.
March	5 12 12 12-13 12-13 13 19 19 19 19-20 20	Make-a-Wish Fun Fly @ FRM, Fresno, CA Intro Pilot Day @ SAM, Sacramento, CA. Flea Market @ SCCMAS, Morgan Hill, CA. IMAC @ Moreno Valley, CA. Pattern @ PVMAC, Prado, CA. Fun-Fly @ Vaca-Valley R/C, Vacaville, CA. Interclub Fun-Fly @ SCCMAS, Morgan Hill, CA. Swap Meet @ RC Fliers Unlimited, Oakdale, CA. Open B Combat – Battle of Britain @ EBRC, Livermore, CA. IMAC @ Las Vegas RC, Las Vegas, NV. Combat – F-27's Only @ Woodland-Davis, Davis, CA.

April	2	T-34 Triangle Series @ FRM, Fresno, CA.
	3	Warbird Races @ SAM, Sacramento, CA.
	9	Warbird Races @ SCCMAS, Morgan Hill, CA.
	16	Fun Fly @ LFE, Livermore, CA.
	16-17	IMAC @ Wavemasters, Hollister, CA.
	16-17	Q-500/ QM-40 @ Sepulveda Basin, CA.
	16-17	Open House and Float Fly @ Woodland-Davis, Davis, CA.
	22-23-24	Bob Francis Memorial Fly-In @ Salinas Area Modelers, Salinas, CA.
	23	Electric Invitational Fly-In @ SACRC, Union City, CA.
	23-24	IMAC @ Tucson, AZ.
	24	Combat – F-27's Only @ Vaca-Valley R/C, Vacaville, CA.
	29-30-1	Vertical Challenge Helicopter Fly-In @ FRM, Fresno, CA.
	30-1	Pattern @ BARCS, Richmond, CA.
May	7	49er Scale Masters Qualifier @ Woodland-Davis, Davis, CA.
	12-13-14-15	Circum-Generation International Helicopter Contest @ Bayside R/C, Fremont, CA.
	14	IMAA Giant Scale Fly-In @ FRM, Fresno, CA.
	14-15	IMAC @ Riverside, CA.
	15	Electric Fun-Fly @ SAM, Sacramento, CA.
	21	Fly-In @ LFE, Livermore, CA.
	21	Electric Fly-In @ SCCMAS, Morgan Hill, CA.
	21	T-34 Triangle Series @ Madera, CA.
	21-22	Pattern @ Wavemasters, Hollister, CA.
	21-22	Pattern @ Las Vegas, NV.
	22	5 th Annual Memorial Fun Fly @ Delta Valley Modelers, Stockton, CA.
27-28-29-30	IMAA West Coast Festival @ Castle Airport, Atwater, CA.	
<i>June</i>	<i>4-5</i>	<i>29th Annual Dan Sullivan Scale Contest @ Ukiah Prop Busters,</i>
	4-5	Pattern @ Lone, CA.
	4-5 ***	IMAC @ Salinas Area Modelers, Salinas, CA.
	10-11-12	13 th Annual NorCal Regional Float Fly @ NorCal R/C Unlimited Flyers, Red Bluff, CA.
	11	T-34 Triangle Series @ SCCMAS, Morgan Hill, CA.
	12	All Scale Contest @ Vaca-Valley R/C, Vacaville, CA.
June	18	Pattern @ SAM, Sacramento, CA.
	18-19	IMAC @ Whittier, CA.
	25	Giant Scale Fly-In @ SCCMAS, Morgan Hill, CA.
	25-26	Q-500/ QM-40 @ Sepulveda Basin, CA.
	26	2 nd Annual Bee Fly-In @ Delta Valley Modelers, Stockton, CA.
July	2-3	9 th Annual Giant Scale Fly-In @ RC Fliers Unlimited, Oakdale, CA.
	5-8	IMAC Nationals @ Muncie, IN.
	9-10	IMAC @ EBRC, Livermore, CA.
	9-10	Annual Invitational Air Show @ SCCMAS, Morgan Hill, CA.
	10	Fun-Fly BBQ @ SAM, Sacramento, CA.
	10-15	Pylon Nationals @ Muncie, IN.
	16	Memorial Fly-In @ Salinas Area Modelers, Salinas, CA.
	16-17	South Bay Scale Masters Qualifier @ SACRC, Union City, CA.
	16-17	IMAC @ Camarillo, CA.
	17	100 Lap Race @ Vaca-Valley R/C, Vacaville, CA.
	17-21	Pattern Nationals @ Muncie, IN.
	23	Open Combat – Mount Diablo Face Off 1 @ EBRC, Livermore, CA.
	24	Warbird Races @ SAM, Sacramento, CA.
30-31	Wings of Victory @ Woodland-Davis, Davis, CA.	
August	6	Flea Market @ SCCMAS, Morgan Hill, CA.
	13	T-34 - Triangle Series @ FRM, Fresno, CA.
	13-14	IMAC @ San Diego, CA.
	13-14	Pattern @ Whittier, CA.
	19-20-21	9 th Annual Bayside/Century Heli Jamboree @ Bayside R/C, Fremont, CA.
	20	Combat – F-27's Only @ Woodland-Davis, Davis, CA.
	20-21	Q-500/ QM-40 @ Medford, OR.
	20-21	Fun-Fly @ SACRC, Union City, CA.
27	Junkyard War @ SCCMAS, Morgan Hill, CA.	

2005 Contest and Fly-In Schedule

NCRCS - Northern California R/C Society

September	2-3-4	IMAA Airshow @ Ask Creeks, NorCal R/C Unlimited Flyers, Anderson, CA.
	3-4	Giant Scale Fly-In @ EBRC, Livermore, CA.
	10	Fun-Fly @ LFE, Livermore, CA.
	10	T-34 - Triangle Series @ Madera, CA.
	10 ***	Flea Market @ Bayside R/C, Fremont, CA.
	10-11 ***	IMAC @ RC Fliers Unlimited, Oakdale, CA.
	10-11	IMAC @ Prado, CA.
	10-11	Pattern – 2 nd Annual Bob Whitacre Memorial @ Wavemasters, Hollister, CA.
	15-16-17-18	Full Scale Racing @ Reno, NV.
	18	Invitational Airshow @ EBRC, Livermore, CA.
	21-25 ***	Scale Masters @ Castle Airport, Atwater, CA.
	24	Open Fun Fly @ SCCMAS, Morgan Hill, CA.
	24	Open Combat – Mount Diablo Face Off 2 @ EBRC, Livermore, CA.
	24-25	Jet Fly-In @ FRM, Fresno, CA.
	25	Fun-Fly @ Vaca-Valley R/C, Vacaville, CA.
30-2	Open Fun-Fly @ Tehama County Condors, Corning, CA.	
October	1-2	Pattern @ SAM, Sacramento, CA.
	1-2	IMAA Fly-In @ BARCS, Richmond, CA.
	3-9	Tucson Aerobatic Shootout @ Tucson, AZ.
	8	T-34 - Triangle Series @ SCCMAS, Morgan Hill, CA.
	8	Swap Meet and Fly-In @ LFE, Livermore, CA.
	8 ***	Annual Auction @ Bayside – Holy Spirit Church, Fremont, CA.
	8-9	Jet Fan Fly @ Woodland-Davis, Davis, CA.
8-9	Pattern @ Antelope Valley Tailwinds, Lancaster, CA.	
October	15	Pattern @ SCCMAS, Morgan Hill, CA.
	15-16	Warbird Fly-In @ FRM, Fresno, CA.
	15-16	Q-500/ QM-40 @ Whittier, CA.
	16	Warbird Races @ SAM, Sacramento, CA.
	16	100 Lap Race @ Vaca-Valley R/C, Vacaville, CA.
	20-23	USRA Giant Scale Race @ Parker, AZ.
	22	Electric Fun-Fly @ Salinas Area Modelers, Salinas, CA.
	22-23 ***	IMAC Southwest Championships @ Las Vegas, AZ.
29-30	Pattern District Championships @ FRM, Fresno, CA.	
November	5	Toys-for-Tots @ Woodland-Davis, Davis, CA..
	5-6	Q-500/ QM-40 @ Speedworld R/C Flyers, Sunrise, AZ.
	6	Electric Indoor Fly-In @ Delta Valley Modelers, Stockton, CA.
December	3	Toys-for-Tots @ BARCS, Richmond, CA.
	3	Flea Market @ SCCMAS, Morgan Hill, CA.
	3-4	Toys-for-Tots @ Salinas Area Modelers, Salinas, CA.
	4	Toys for Children's Home @ Delta Valley Modelers, Stockton, CA.
	10	Toys-for-Tots @ EBRC, Livermore, CA.
	11	Toys-for-Tots @ SCCMAS, Morgan Hill, CA.

Current Governing Board Members of the S.C.C.M.A.S. "Tomcats"

General Manager	Brian Nelson	408-463-0604	<i>nelson711@aol.com</i>
Vice President	Michael Luvara	408-292-1212	<i>mike@sccmas.org</i>
Newsletter Editor	Chris Luvara	408-246-3857	<i>servochatter@sccmas.org</i>
Treasurer	Jim Patrick	408-356-0817	<i>jpqt7@gte.net</i>
Contest Coordinator	Richard Groen	408-832-7432	<i>richdutch@sbcglobal.net</i>
Secretary	Richard Luvara	408-246-3857	<i>rluvara@hotmail.com</i>
Food Service Manager			
Safety	Tim Jones	408-281-2915	TJKof57@aol.com
Flight instruction	Mike French	408-373-5301	<i>french913@aol.com</i>
Webmaster	Steve Snell	831-438-7624	<i>webmaster@sccmas.org</i>
Field Weather & Information (AUTOMATED)		408-776-0101	
On site Field Telephone		408-776-6844	
SCCMAS Business Office		408-292-1212	
SCCMAS WWW address:		<i>http://www.sccmas.org</i>	

AMA Intro Pilots (These pilots can fly-non AMA members, certain restrictions apply.)

Reggie Dell Aquila Mike French Jack Sunzeri

Please help support these companies and organizations as they help to support us.....

RADIOS • PARTS • ACCESSORIES • SPECIALIZING IN
RADIO CONTROL AIRPLANES, BOATS, CARS
RETAIL/MAIL ORDER

Sheldon's Hobbies

Mon. & Fri. - 9:30 to 5:00
Tues. & Wed. - 9:30 to 5:00
Thurs. - 9:30 to 8:00
Sat. - 9:30 - 8:00
Sun. - 10:00 to 5:00

2135 Old Oaklawn Road
San Jose, CA 95128
(408) 943-0270



World Class Blimps & R/C Accessories

4655 Pinto River Court, San Jose, CA 95136
408.448.9514 - 408.315.4627

AeroMicro

Source of Electric RC Supplies

Perry Lee

1655 S. De Anza Blvd., Suite 2
Cupertino, CA 95014
U. S. A.
Phone: 408-255-5566
Fax: 408-255-5526
info@aeromicro.com
http://www.aeromicro.com



® Penn International Chemicals

A Division of PIC Adhesives, Inc.
A California Corporation
P.O.Box 4202
Mountain View, California 94040

(800)722-GLUE
(650)322-1030 ph/fax

Reggie Dell-Aquila
President

96 N. San Tomas Aquino Rd.
Campbell, Ca 95008
Phone: (408) 379-1696 Ext 124
Fax: (408) 379-1652
Email: Roger@djhobby.com
Web: www.djhobby.com



Roger Dahlberg
Radio Control Manager

D & J Hobby and Crafts
Your Hobby and Crafts Shop

RC World of Planes

Kris Gholamipour

1180 Miraloma Way Ste. J
Sunnyvale, Ca 94085
408-830-9794 Phone
408 732-2341 Fax
sales@rcworldofplanes.net



On line ordering
www.rcworldofplanes.net

NOTE: D&J and Hobby World both give 10% discounts if club members show their club card.



*Wheelin 'N Dealin at the last SCCMAS Flea Market
(Photo by Joanne Levy)*

The Servo Chatter is published bi-monthly by the SCCMAS "Tomcats" radio control club located in Morgan Hill, CA. For info E-mail: servochatter@sccmas.org. Views expressed in the Servo Chatter are those of the writers. They do not necessarily represent the views of the club, its members, or officers. The SCCMAS is a non profit organization. The Servo Chatter welcomes all letters and comments. Permission is granted to reproduce anything printed in Servo Chatter as long as the source and author are credited.



Servo Chatter c/o SCCMAS
1365 Buchanan Dr.
Santa Clara, CA 95051-3950



*Next meeting: Thursday, January 20th @ 7:30pm
Location: Hayes Elementary
(see page 3 for a map)*