

Servo Chatter

AMA Club Charter #110

April 2014



www.sccmas.org

Official Newsletter of the SCCMAS "Tomcats"
Field Location: 10250 Monterey Road, Morgan Hill, CA 95037

News from the President



The 2014 flying season is in full swing with our contest season about to begin. Of course, this starts the preparation for two big events. First, the heli Jamboree in May, followed by our annual airshow in July.

We're attempting to bring some more staff onboard to help with the airshow, so if you are interested, please contact myself or Steve Smith. This show requires major efforts, so we can use all the help that we can get.

This month, I would like to welcome Mike Leggett onto our board of directors, as our new secretary. Mike will be handling our meeting minutes and helping with communication of such. I'd also like to thank Dean Sala, who served as secretary and webmaster for many years. His help was much appreciated!

I'd like to remind everyone about communication on the flight line. This is an important topic. Just saying "landing" does not mean everyone heard you. Please make your intentions heard loudly, use a spotter to help you in these efforts, and acknowledge to others that you heard them. Typical announcements include "on the runway", "landing", "taking off", "off the runway", etc. This is one area where I am getting lots of complaints and it is becoming a major safety issue

At the time of this writing work is underway and the field should have a coat of slurry seal completed by the time you receive this. I want to reiterate that all of us should be helping to keep the asphalt surface clean and free of fuel. Too often, we neglect to capture fuel when it overflows during fueling, or when a tank is full and we tip the nose of our airplane down. Please help to prevent spills so that the slurry seal lasts in the pit area. We have also added some "turn outs" along the main taxiway. These are intended where congestion is on the taxiway in that passing is difficult. Please note: They are NOT for startup or aircraft storage.

With the rainy season almost behind us, new members and visitors will be passing by the field. Remember that we have a family field at the SCCMAS. This means we should watch our language and actions. Small children and their parents will be present. First impressions last a long time. Don't be afraid to welcome the stranger at the field and chat with them about your planes and answer any questions you have. They might just be that next giant scale, pattern, heli or racing pilot. Until Next Issue,

Michael

We heard the sad news that our friend, Training Manager and club member Mike French passed away recently following a heart attack. On behalf of all SCCMAS members we offer our deepest condolences to his family.

From the Editor



Where did the time go? I feel like I just finished the last issue a few days ago. The flying season is definitely in full swing judging buy the full flight line and parking lot this Sunday. Events don't start till April but by the time you read this, April is pretty close.

I am sure we will see lots of new projects in the coming months and I am looking forward to lots of flying time and camaraderie that is a hallmark of our club.

Happy landings.

Bahman



From the Secretary



Well here I am as the new Tomcats secretary. I was honored to be asked aboard and I hope to serve well. I joined the club in 2004 when my weekends became more my own as our daughter out grew needing me to coach her softball teams. I've been flying RC Sailplanes and electrics since the 70's but never had a real runway to land on. I'm not sure whether I like to fly or build more.

Right now I'm working on a 1/3 scale model of Ryan STA 14912 which you can catch on youtube in the Tailspin Tommy movie "Danger Flight". After two and a half years, it may fly this year. I'll have more related to this new role in coming months like our meeting minutes.

Mike



On the Cover
Airshow front & center
Bahman Dara Photo

Governing Board Members and other Volunteers of the S.C.C.M.A.S.

President*	Michael Luvara	408-292-1212	mike@sccmas.org
Secretary*	Mike Leggett		secretary@sccmas.org
Treasurer*	Jim Patrick	408-356-0817	treasurer@sccmas.org
At Large*	Don Coulter	408-690-3830	skydanz10@hotmail.com
At Large*	Steve Smith		contests@sccmas.org
Newsletter Editor	Bahman Dara		servochatter@sccmas.org
Contest Coordinator	Steve Smith		contests@sccmas.org
Field Safety Chairman	Tim Stahlke	408-723-4878	safety@sccmas.org
Flight Instruction, fixed wing**	Peter Vogel***	408-782-4477	training@sccmas.org
Flight Instruction, heli	Dave Neves	510-673-4467	rcheliguy7@gmail.com
Webmaster			webmaster@sccmas.org
Raffle Coordinator	Paul Hasselbach		pwhassel@gmail.com
Field Maintenance	Walter Colby	408-710-4035	walterdotcolby@yahoo.com
AMA Intro Pilot**	Reggie Dell Aquila		
AMA Intro Pilot**	Mike Leggett		
AMA Intro Pilot**	Peter Vogel		
Field Weather (automated)		408-776-0101	
SCCMAS Business Office		408-292-1212	
SCCMAS WWW address		www.sccmas.org	

* Governing board members.

** AMA Intro Pilots. These pilots can fly non AMA members once, certain restrictions apply.

*** Email is preferred to voice mail.





SCCMAS 2014 Event Calendar

April 5		Spring Swap Meet
May 3		T-34 & Unlimited Race 
May 17		South County Airport Day
May 16-18		Heli Jamboree Fly-In 
June 21		Field Work Party 
June 28		Warbirds Fly-In 
July 12-13		Annual Airshow 
August 2		Summer Swap Meet 
August 23		Pattern Day 
October 4		T-34 & Unlimited Race
October 11		Coyote Classic Bike Ride 
November 1		Fall Swap Meet 
December 7		Toys-For-Tots 

Treasurer's Report



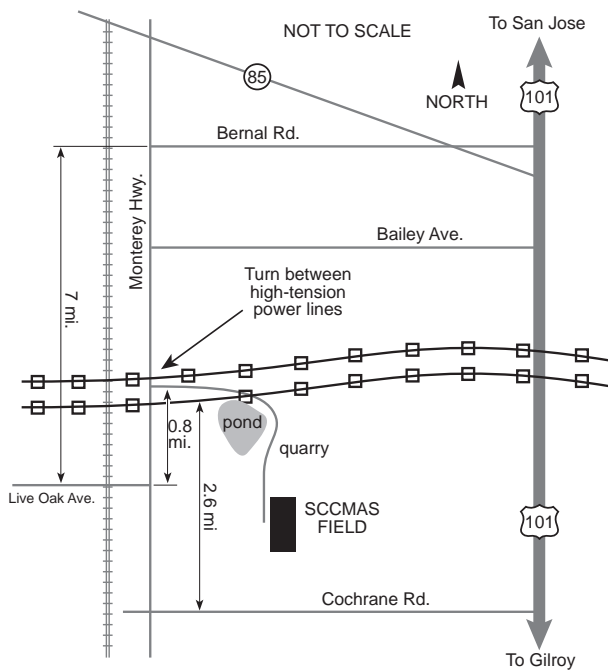
Jim Patrick




SCCMAS Profit & Loss January through February 2014

Ordinary Income/Expense	
Income	
Membership dues	28,780.00
Total Income	28,780.00
Expense	
Bank Service Charges	12.00
Bay Alarm	135.00
Computer supplies	7.93
Equipment Rental	81.57
Food	301.48
Garbage service	401.44
Postage and Delivery	39.20
Repairs and Maintenance	
Equipment Repairs	107.23
Total Repairs and Maintenance	107.23
Sanitation service	1,446.28
Supplies	697.45
Telephone	185.82
Utilities	
Gas and Electric	143.51
Water	2,677.90
Total Utilities	2,821.41
Total Expense	6,236.81
Net Ordinary Income	22,543.19
Other Income/Expense	
Other Income	
SCCMAS Banquet	175.00
Other Income	12.00
Total Other Income	187.00
Net Other Income	187.00
Net Income	22,730.19





SCCMAS (Tomcats) field is located in the county park and can be reached via Monterey highway



Please help support these companies and organizations as they help to support us

AeroMicro
The Source of Electric RC Supplies

Perry Lee
2090 Duane Avenue
Santa Clara, CA 95054
U. S. A.
Phone: 408-496-6699
Fax: 408-496-6669
info@aeromicro.com
http://www.aeromicro.com

PIC Penn International Chemicals
A Division of PIC Adhesives, Inc.
A California Corporation
PO Box 4202
Mountain View, California 94040

Reggie Dell-Aquila
President

(800) 722-GLUE
(650)322-1030 ph/fax

SHELDON'S HOBBIES
2130 Trade Zone Blvd.
San Jose, CA 95131
408-946-3801

... for all your R/C and hobby needs
www.sheldons hobbies.com

Store Hours:
MF 10:00 - 6:00
Sat 10:00 - 6:00
Sun 10:30 - 5:00

2951 Monterey Rd
San Jose, 95111
408-269-5490

City Diner

Breakfast, Lunch, Dinner

CALLIE GRAPHICS

Custom Graphics for your R/C Models

No Job Too Big Or Small!

www.callie-graphics.com



Hey Fellow Flyers-
As we start our longer spring and summer flying seasons, ('cause we stopped and are rusty due to inclement weather?) I wanted to dedicate the March safety column to few 'common sense' reminders about safety.

Our beloved Tomcats field incorporates many physical safety areas built into a great layout and design, even the many guests showing up for a 'look-see' notice this as they arrive at the field.

Starting from the parking area, you notice the spectator area/flight-preparation area (also referred to as the «pits»), Start-up areas (beyond the spectator fence), three taxiways, (Alpha to the North by the separate Heli Area, Center Taxi way, Bravo to the south, and finally the 'active' runway.

Our excellent field layout builds in safety, but in addition we each need to have a good, safe attitude to go along with it. I mean all of us. We get there and are excited about flying. But we should slow down, not be hurried and stressed out, tired, distracted, or overconfident when we prepare to fly.

Beginners, new members, really anyone who has not been signed off, will have hooked up with Peter and the training team, and have made arrangements for flight instruction. All this precludes the all important steps of preparing your aircraft for a safe flight, the preflight check of your aircraft, finally getting the engine running, and taxing the aircraft to the active.

Preflight Checklist (From AMA Guidelines)

1 *Mechanical and Visual:* The first precheck is mechanical. Thoroughly inspect the exterior of the aircraft; look for loose, damaged, or torn covering or structural damage. Pull-test the wheel collars to make sure they are secure. Ensure that the wheels roll freely. If you find any damage, take the model back to the pits and complete any needed repairs. You will be happier for doing so. Make sure that all bolts and screws—engine bolts, muffler bolts, wheel collars, wing-mounting bolts, screws holding the landing gear, and servo mounting screws—are tight. Torque the propeller nut as tight as you can get it with a 6-inch wrench or one of the four-way wrenches to keep the propeller from spinning off during the starting process.

2 *Control:* Do the controls for the aircraft move easily, without binding? Do they go the correct direction when you move the control stick?

Pay particular attention to the ailerons since they are easily reversed with modern radios. Stand behind the aircraft. If you move the aileron control stick for a right turn, the right aileron should travel in the upward

direction and the left aileron should travel in the downward direction.

Pull on the control surfaces to check the hinges' integrity. Sometimes a hinge will break or pull out of the slot where it was glued because of vibration or rough treatment.

3 *Battery:* Inspecting the battery can be done two ways. You can measure its voltage with a voltmeter that places a load on your receiver's power circuit and confirm that the power indicator on your transmitter registers more than 80%. The other way is to verify that the transmitter *and* receiver batteries are charged for 12 hours the night before you fly. For you electric power flyers, the flight battery needs the same attention and many are charging real time for multiple flights at the field.

4 *Radio:* Item 1 of the AMA Safety Code for RC flight states, "I will have completed a successful radio equipment ground range check before the first flight of a new or repaired model aircraft."

To perform this inspection, have someone watch the aircraft while you stand 30 paces—roughly 100 feet—from it with the transmitter antenna collapsed. Hold the transmitter in a horizontal position with both hands so the control sticks point straight up and the antenna stub is pointing directly at the model. This configuration will give the worst signal reception, which is what you want for this test. Move the controls to activate the servos while your observer verifies their proper operation. The controls should move freely, smoothly, and with no jitter.

Next column will go to the reminders after the pre-flight and start-up checklists. As always, please find me if you have any questions or feedback.

Happy flying!



Tim





The SCCMAS R/C club would like to announce its 4th annual Heli Jamboree fun fly. Here are the details, hope you can make it.

Date: May 16th, 17th and 18th 2014

Where: Santa Clara County Model Aircraft Skypark

10250 Monterey Road

Morgan Hill, CA 95037

www.sccmas.org

Contest Director: Dave Neves (510) 673-4467

rcheliguy7@gmail.com

Event Details:

Open flying for all types of model helicopters, beginners to advanced, Scale, sport and 3-D. NO night flying allowed.

View of SCCMAS tomcats field available on Real Flight.

Virtual tour available at: <http://www.sccmas.org/virtualtour.htm>

Web cams available at: <http://www.sccmas.org/webcams.htm>

Current weather available at: <http://www.sccmas.org/weather.htm>

Wi-Fi available to guests during event.

Event will be AMA sanctioned, so you must be AMA member to fly.

No charge for spectators. Turbine helicopters welcome.

Turbine waivers required.

Heli flying all day on Friday, Saturday and Sunday morning. The field will open to fixed wing aircraft on Sunday at 12:00pm.

Demos by factory pilots on Saturday from 12:00 to 1:00. There will be an Auto Rotation contest and Heli Drag racing for those who would like to participate.

120vac charging stations available for electric helicopters.

Registration fees will be \$20 at the event and \$15 if you pre-register before the event. Pre-registration will begin March 1st.

Vendors welcome at no charge. Display only, no retail.

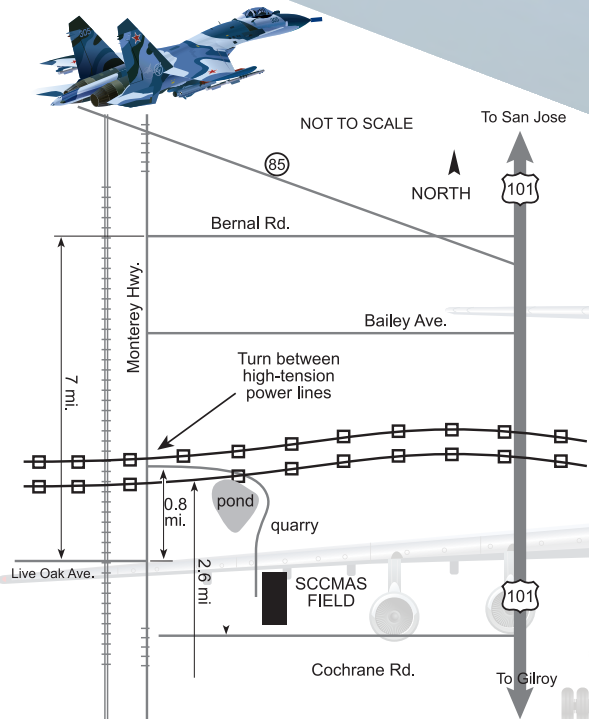
Lunch will be served on Saturday.

General Raffle prizes will be given away on Saturday at 1:00pm. Pilots raffles will also be available to registered pilots.

WARBIRDS FLY-IN 2014

SATURDAY JUNE 28TH

TOMCATS FIELD MORGAN HILL



Open to all AMA members with any size of R/C Warbird aircraft; prop or jet from any era; any engine type; gas, glow, electric, turbine.

Awards for best in class WWI, WWII, Modern / Jet and best of show.

Registration: 9:00 AM

Entry Fee: \$10

FREE Noon time BBQ for the pilots

Awards: 3:00PM

CD: Tim J. Stahlke (408) 338-8244

More information is available at www.sccmas.org

Triangle Series Morgan Hill Races

T-34 - Warbird - Electric

May 3rd & October 4th, 2014



Stock T-34 (Novice/Silver/Gold)

Stock T-34's, stock OS or TT Pro .46

Unlimited Warbird

No break out. See rules for wing area/eng.

.46 Modified Warbird

475 sq in minimum / max .46 engine

NEW !!! Electric Formula One !!!

NMPRA EF1 rules (8 laps on 2 pole course)

Detailed rules @ www.rcpylonracing.com

Spectators Free.

See radio controlled warbirds racing...just like Reno.
Aircraft push speeds of up to 160mph.

All racers must have AMA insurance
Hard Hats REQUIRED for pilots & caller

RV Parking available by appointment only
- limited hook ups.

Have a plane but no caller, come on out and we'll find someone to call for you. Lots of helpful racers.

For detailed rules and information go to www.rcpylonracing.com
or e-mail questions to info@rcpylonracing.com

Other Triangle Series Races:

March 22nd, Fresno
June 22nd, Oakdale
June 23rd, Oakdale 3 pole (424 Q500 and EF1)
August 9th, Salinas (no Unlimited Warbird)



Hosted By :

The Santa Clara County Model Aircraft Skypark – “Tomcats”

Go to www.sccmas.org for directions

Registration: 7:00AM – 8:30AM

Pilots Meeting: 9:00AM

Racing Begins: 9:30AM

Fuel provided for T-34

Entry Fee \$25

R/C Swap Meet

**Presented by the Santa Clara County Model Aircraft Skypark
Morgan Hill, Ca.
A Facility of the Santa Clara County Parks & Recreation Dept.**

Saturday - April 5th

8:00am - 1:00pm

NO PARK ENTRY BEFORE 7:00am

Come join us at the Tomcats field for our Spring Swap Meet. Buy or sell your R/C related items.

No Pre-registration needed. 10'x10' spaces, table space is limited, and available on a first come, first serve basis. Bring your own table and chair just in case.

SCCMAS field is open for flying, Prevent accidents, sellers remove the battery from all 72Mhz and 5xMhz Ham band transmitters.

Mark your calendar for the Summer Swap Meet on 08/02/14

**10'x10' Space Rental \$10.00
(No Booth Sharing or "Partners")**

**On site Coffee and donuts in the morning
followed by a BBQ.**

Maps and additional information available at www.sccmas.org

A day at the field







Bahman Dara Photo



**Servo Chatter c/o SCCMAS
16345 W. La Chiquita Ave.
Los Gatos, CA 95032-4610**

Servo Chatter is published bi-monthly by the SCCMAS "Tomcats" radio control club located in Morgan Hill, CA. Views expressed in Servo Chatter are those of the writers. They do not necessarily represent the views of the club, its members, or officers. Mention of any product, material, or service shall not, nor is it intended to, imply approval, disapproval, or fitness for any particular use. The SCCMAS is a non-profit organization. Permission is granted to reproduce anything printed in Servo Chatter as long as the source and author are credited.