



Servo Chatter

JUNE 2021 ISSUE



**Re-opening
June 19th!**

IN THIS ISSUE

Pg. 2-3 - Presidents Message

Welcome back!

Pg. 4 - Newsletter Editor - Back to the Basics

Newsletter updates & Info

Pg. 5 - Opening Day Details

Details for the June 19th opening day

Pg. 6-7 - AMA/FAA News

Details on AMA and FAA regulations regarding operating small unmanned aircraft

Pg. 8-10 - Updates from SCCMAS

Columns from Volunteers

Pg 11-13 - Photos



President's Column



Greetings Tomcats,

The soft reopening to restore vehicle access to our field is just around the corner. On Saturday June 19th SCCMAS members once again will be able to drive to the field and be a part of the next chapter for the SCCMAS. By far this has been the longest time without vehicle access in the history of the SCCMAS. I would like to thank the membership for your patience during this period and working with the situation to keep the field active. In addition I would like to thank the County, specifically the Parks and Recreation Department and Rangers for partnering with the SCCMAS to find a solution that facilitated restoring the vehicle access to our site. The team in the Parks Department went above and beyond!

At this time vehicle access is limited to 2021 SCCMAS members on Saturdays and Sundays 8:00AM to Sunset. The final steps required restoring vehicle access to the SCCMAS facility 7 days a week and the public involves receiving the final approvals between the County and the inter-agency partners. This is expected to complete in the Fall of 2021. Weekday access is still available from the bike path.

The new access road enters from Highway 101 north or south at the Coyote Creek Golf Drive exit, 4 miles north of the Cochrane Road Morgan Hill exit. The new entrance gate is located on the left-hand side of the road. The drive from the entrance gate to our parking lot is a distance of 1.4+ miles with a speed limit of 15Mph. Please drive carefully as the road is constructed with a packed gravel base that can be slippery and narrows in some locations. If you encounter pedestrians on the road, proceed with caution. On coming pedestrians, please stop and let them pass. The new road passes through an area filled with wildlife. Proceed with caution as wildlife may cross the road.

When you arrive at the new entrance gate you will be greeted, be prepared to show your 2021 SCCMAS membership card. If you have not renewed for 2021, you can do so on-site both Saturday June 19th and Sunday June 20th 8:00AM to 12:00PM. Your AMA card is required to register & must cover the period at least through December 31st 2021. This will be verified online at registration. A temporary SCCMAS card will be issued. 2021 membership dues will be for the remainder of the year, \$60 (Open), \$45 (60+) and \$25 (19-). 2022 dues will be for the full year.

For those of you that have been flying solo and still have a RED "X" on your membership card or will be renewing on-site and require solo sign-off, several instructors/sign-off pilots will be available to complete this process. ***For safety reasons we need make sure everyone is signed-off.***

(Con't page 3)

President's Column (con't)



As this may be the first time returning to fly for many members, let's talk safety... Our safety officer Tim Stahlke will deep dive in to this subject more. From my perspective:

- **REPLACE YOUR RECEIVER AND TRANSMITTER BATTERIES!** Especially if they have been sitting for more than 6 months. This small dollar cost can save \$\$\$ and embarrassment.
- The field will be open all day; there's no need to rush to get your first flight in. Make sure the proper safety checks are performed prior to each flight! The correct model selected, etc.
- Make sure you have a member holding your model when starting the engine and walking to the taxi line. **NO TAXING IN THE MOTOR STARTUP BOX!**
- **NO ARMING OR DISARMING ELECTRIC MODELS IN THE PIT AREA!** If you need to perform work on the model, use a separate battery to power the receiver or remove the propeller or disconnect the motor from the ESC. **DO NOT RELY ON ESC SAFETY/KILL SWITCHES!**

Due to the limited access at this time to the SCCMAS facility, the trash and SCCMAS provided bathroom services are suspended. Because of this there will be no trash cans on-site. All members are required to take their trash with them, including damaged/broken models. The Parks Department will continue to provide a bathroom on-site that they maintain. Bring a couple of trash bags.

Also the once functional soda vending machine has been removed from the facility due to the lack of replacements parts and vandalism. Adding the Pandemic, it was best to return it back its owner. Be prepared to bring your own non-alcoholic beverages and water.

Summer is here, long daylight hours with warmer temperatures compounded with a mild drought. The grass east of the runway and around our facility is extremely dry. Please be vigilant and use extreme caution, **NO OPEN FLAMES and NO SMOKING!** All the local municipalities are preparing for another long fire season. Due to the heightened risk of fires; Parks will be enforcing use restrictions at all public Parks areas, including the SCCMAS facility during a "Red Flag Warning". The procedure is simple, No flying of anything, mowing, trimming or other activities at the SCCMAS facility that has the potential to start a fire. The Ranger will post a "Red Flag Warning" sign at the field in the motor startup area. If you do not obey the "Red Flag Warning", you can be fined! All members are responsible for knowing the weather conditions before traveling to the SCCMAS facility.

Welcome back,

Steve

Back to the Basics

Interim Newsletter Editor - Michael Luvara

Hello Tomcats -

I find this an interesting column to write as I temporarily take on a position that I held many years ago as a teenager - that is, the Servo Chatter newsletter editor. It brings back many memories of the R/C club from my youth. In fact, I started writing this column in Feb 2020 as we anticipated reopening, but as you all know, Covid ground those plans to a halt.

I titled this column 'Back to the Basics' because with the club being essentially down for several years since the storm in 2017 damaged the access road, we have to go back to the basics as we work towards normalcy in field operations. With the re-opening, there is a striking similarity to when the field opened in 1986. I remember when my father brought my brother and I to the opening weekend. Things were very simple in those days with the field being a slurry seal. In many ways, this reopening is like the SCCMAS's humble beginnings. Just plain simple.

Let me first say that I know the tremendous amount of work that both Don and Steve have put forth in their roles leading this organization since I handed off the reigns. It is very easy from the outside to criticize, especially when one doesn't know what it takes to lead the SCCMAS. I am incredibly proud of this organization. Steve has stepped up in a big way and should be commended for his efforts. The washout of the road and covid have provided challenges unlike any other time in the history of the SCCMAS.

Navigating the government channels and complexities of this situation has not been easy. Please extend your gratitude to Steve and all the other individuals who have made the re-opening of the SCCMAS possible.

For the past 35 years, we have been very fortunate to have the SCCMAS field. Sometimes you don't realize what you have until it is gone or inaccessible.



Anyways, where I have I been? Since I stepped back from the President's role in 2015, I have been here in the background quietly supporting the SCCMAS on the Governing Board, continuing to work in the aviation industry on Urban Air Mobility, and flying full scale aircraft with my brother.

Please be sure to check your AMA status, and more importantly, please get in line with the FAA's guidance for operating R/C aircraft. You can find it here: <https://faadronezone.faa.gov/#/>

Know Before You Fly

<https://www.modelaircraft.org/know-you-fly>

There has been a lot of changes for flying R/C models aka 'recreational flying'. Please read up on the regulations to make sure that you comply before flying at the field.

See page 5 for further FAA/AMA details

As I mentioned in the beginning, I see my role as newsletter editor as temporary. Our previous editor, Bahman Dara, who did the newsletter for many years has relocated and we're looking for someone new to take on this role going forward. If you have experience/skills in newsletters/editing and want to take on this position long term, please contact myself or Steve. We'd like to find an individual who is passionate about it and willing to take it to the next level in all respects.

In closing, I look forward to being out there with all of you on the opening weekend (June 19th)!

mike@sccmas.org

Opening Day Details, & a Few Notes...

Opening Day - Sat, June 19th @ 8am

The field will ONLY be accessible via the private entrance road on weekends for the time being.

Between 8am and 12pm on June 19 & 20th, we will be meeting members at the gate and giving them the access details. BRING YOUR CLUB CARD

How to Get to the Field

From Hwy 101, take the 'Coyote Creek Golf Drive' exit and go to the West. The entrance is via private gate on that side.

[Google Maps Link](#)

Great effort has been made to get club cards out as soon as renewal forms and AMA validity have been reviewed and confirmed. If you have discovered that you forgot to send in your renewal form, come on out on opening day weekend. On the opening day weekend, we expect to have personnel on hand to get your renewal for 2021 completed. But, you need to bring your proof of AMA membership Valid Through Dec 31st, 2021. It can be valid longer, but not less.

Carry your own trash out!

There are many restrictions and limitations to use of the new road. As such, we do not yet have trash service established. So, it is necessary that anything that is hauled in, must be hauled out. That means lunch or snack trash, drink containers (bottles or cans), and any debris or waste, such as fuel containers or crashed aircraft.

There is no soda machine.

Due to repeated vandalism over the past 4 years, and the age of the soda machine, as well as the time yet to come in getting regular access to the field, the soda machine has been removed. There is not presently a plan to replace it. But it is a point of discussion with the governing board. As such, for the foreseeable future, you should make allowances for any drinks or beverages you may desire for your visit to the field. There is no water service. There is no local inventory of drinking water or beverages onsite. We should expect that it may take a while to get this convenience available again. So, remember to bring your lunch, drinks and snacks. And remember to bring provisions to haul out your trash and debris.

It is unrealistic and unfair to expect someone to clean up after you.

Note: Current County Covid guidelines will be in effect. They are slated to be changed on June 15th

AMA/FAA News

Please note that some of this may be new to you...

In addition to your SCCMAS Membership, you need:

- A current AMA membership
- An FAA Small UAS Certificate of Registration
- Place FAA registration number on your aircraft

FAA Drone Zone Website for Small UAS registration

<https://faadronezone.faa.gov/#/>

<https://amablog.modelaircraft.org/amagov/2021/05/11/update-to-faa-drone-zone-registration-and-renewal-process/>

FAA Recreational Rules: https://www.faa.gov/uas/recreational_fliers/

Advisory Circular AC 91-57B

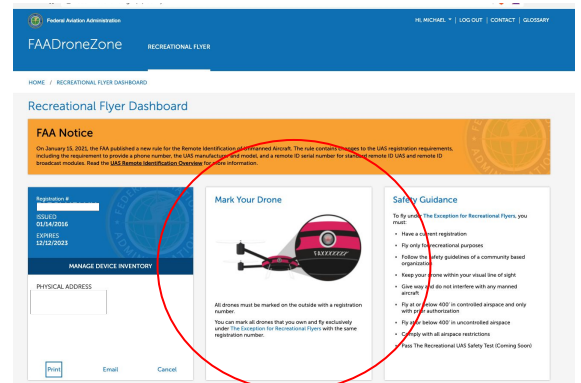
https://www.faa.gov/documentLibrary/media/Advisory_Circular/AC_91-57B.pdf

AMA Safety Code:

<https://www.modelaircraft.org/sites/default/files/105.pdf>

AMA Know Before You Fly <https://www.modelaircraft.org/know-you-fly>

FAA Drone Zone Website



Mark Your Drone



All drones must be marked on the outside with a registration number.

You can mark all drones that you own and fly exclusively under **The Exception for Recreational Flyers** with the same registration number.

Example FAA Small UAS Certificate of Registration



Federal Aviation
Administration

Small UAS Certificate of Registration

REGISTERED OWNER: YOUR NAME HERE

REGISTRATION NUMBER: XXXXXXXX

ISSUED: 01/14/2016

EXPIRES: 12/12/2023

This Small UAS Certificate of Registration **is not an authorization to conduct flight operations** with an unmanned aircraft. Operators of unmanned aircraft must ensure they comply with the appropriate safety authority from the FAA. To operate as a recreational flyer, a person must meet all of the statutory conditions of the exception for limited recreational operations of unmanned aircraft (49 U.S.C. 44809). Persons who do not meet all of the statutory conditions may not operate under the statutory exception for limited recreational operations of unmanned aircraft.

To fly under the exception for recreational flyers you must:

- Have a current registration
- Fly only for recreational purposes
- Follow the safety guidelines of a community based organization
- Keep your drone within your visual line of sight
- Give Way and do not interfere with any manned aircraft
- Fly at or below 400' in controlled airspace and only with prior authorization
- Fly at or below 400' in uncontrolled airspace
- Comply with all airspace restrictions
- Pass The Recreational UAS Safety Test (Coming Soon)

This Small UAS Certificate of Registration **is not an authorization to conduct flight operations** with an unmanned aircraft. Operators of unmanned aircraft must ensure they comply with the appropriate safety authority from the FAA. To operate as a recreational flyer, a person must meet all of the statutory conditions of the exception for limited recreational operations of unmanned aircraft (49 U.S.C. 44809). Persons who do not meet all of the statutory conditions may not operate under the statutory exception for limited recreational operations of unmanned aircraft.

For U.S. citizens, permanent residents, and certain non-citizen U.S. corporations, this document constitutes a Certificate of Registration. For all others, this document represents a recognition of ownership.

To fly under the exception for recreational flyers you must:

- Have a current registration
- Fly only for recreational purposes
- Follow the safety guidelines of a community based organization
- Keep your drone within your visual line of sight
- Give Way and do not interfere with any manned aircraft
- Fly at or below 400' in controlled airspace and only with prior authorization
- Fly at or below 400' in uncontrolled airspace
- Comply with all airspace restrictions
- Pass The Recreational UAS Safety Test (Coming Soon)

What are the Rules for Recreational Flyers?

The Exception for Limited Operation of Unmanned Aircraft ([USC 44809](#)) is the law that describes how, when, and where you can fly drones for recreational purposes. Following these rules will keep people, your drone and our airspace safe:

1. Fly only for recreational purposes (enjoyment).
2. Follow the safety guidelines of an FAA-recognized Community Based Organization (CBO).

Note: We have not yet begun officially recognizing CBOs. Recreational flyers are directed to follow the safety guidelines of existing aeromodeling organizations or use the FAA provided safety guidelines per [Advisory Circular 91-57B](#).

3. Keep your drone within the visual line of sight or use a visual observer who is co-located (physically next to) and in direct communication with you.
4. Give way to and do not interfere with manned aircraft.
5. Fly at or below 400' in controlled airspace ([Class B, C, D, and E](#)) only with prior authorization by using [LAANC](#) or [DroneZone](#).
6. Fly at or below 400 feet in Class G (uncontrolled) airspace.
Note: Flying drones in certain airspace is not allowed. Classes of airspace and flying restrictions can be found on our [B4UFLY](#) app or the [UAS Facility Maps](#) webpage.
7. Take The Recreational UAS Safety Test (TRUST) and carry proof of test passage (coming soon).
8. Have a current [registration](#), [mark](#) (PDF) your drones on the outside with the registration number, and carry proof of registration with you.
9. Do not operate your drone in a dangerous manner. For example:
 1. Do not interfere with emergency response or law enforcement activities.
 2. Do not fly under the influence of drugs or alcohol.

Individuals violating any of these rules, and/or operating in a dangerous manner, may be subject to FAA enforcement action.

For more information, read [Advisory Circular 91-57B](#).

Not sure what type of a drone user you are? [We can help you!](#)

Check our [website](#) for the latest updates or follow us on [social media](#) for the latest news.

Treasurer's Report

Jim Patrick



It feels good that we are opening the facility for its members. SCCMAS has kept up minimum maintenance so we can now upgrade as we open. The work will continue. A big thanks to the people who have been helping. More help from members will be appreciated as we continue to improve our field.

If you want to join the Tomcats you can download a new member application on our website sccmas.org. Fill out both pages completely. Include a copy of your Adult AMA good through the end of this year. At this time of year the dues are 50% of the fees listed on the application. Send a check with your application to the Los Gatos address. If you have any questions you can email me at treasurer@sccmas.org.

Jim Patrick



Membership

Tim Jones



While access to the field may have been or is limited, it has generally been open and available, if one wished to walk or ride in on the bike trail. That will still be true, with the exception that we will be able to drive in on weekends with the limitations noted elsewhere in this newsletter, for the time being. Renewals and new member applications have been and continue to be processed.

Note!! A "Red X" on your card, indicates that we have no record of your check flight, field use rules and safety review being completed. By the rules, this means that you are not cleared or permitted to fly your craft unsupervised. It is a simple matter to get this cleared up while at the field. Once completed, a new card will be issued to you with either a Tomcats Logo, or your picture, if you would like.

Please work with us, to get caught up on this backlog. We have several new members, as well as several veterans, of whom have not yet gotten this matter cleared.

The board and operating staff will be pressing a more concerted effort to enforce this rule, for the safety of all, and the protection of our investment in the privilege of using this facility.

Tim

Field Safety

Tim Stahlke



Batteries Old- unused in awhile, both Transmitter and Rx, might be a good time to buy new ones.

Greeting to my long lost SCCMAS RC Flyers

It's been awhile since an installment of a safety article from yours truly. I'm sure you'll join me and being super excited after a few long years we will soon be driving back into SCCMAS, hooray!

That said many of us have been flying our small electrics at high schools and local fields and I hope following some level of safety. Many of us old salts have been biking in to our field, but it has not been crowded. I'm sure you know where I'm going with this, as we reconvene our flying at Tomcats, thought it would be good to review some of the basic safety guidelines when a few flight stations are in use- beyond those that are built into our awesome field.

On the soft opening day as Steve pointed out in his email we will drive in and have a short safety briefing with the same reminders and even a quick Q&A for any newer members or us old guys that just need a reminder.

Reminders

If you haven't flown it in awhile make sure your preflight includes all aspects that your model is safe to fly- pull on surfaces, check all bolts and screws, motor is securely mounted, tank does not have leaks.

Most important, NO arming or disarming electric models in the our area!

AMA flying site safety rules

1. Deliberate flying behind the safety line is prohibited.
2. Talk-it up on the flight line-announce flight plans
3. Taxiing is not allowed in the pit area.
4. It is strongly recommended that members do not fly alone.
5. Children should not be permitted beyond the spectator area unless under the direct supervision of an adult or under flight instruction.
6. Please use the club member card control board while flying at all times.
7. Helicopter flights are allowed in designated areas only.
8. Sailplane high start lines are to run parallel to active runway.
9. Direction of flight is determined by the wind direction, etc.
10. Flight operations will stop for any NOTAM or Full-Scale fire operations
12. Models will fly only in predesignated areas, and will yield right-of-way to full-size aircraft. AMA flying site operational rules
13. Only pilots and spotters are allowed on the flight line.
14. Pilots shall make appropriate announcement when taking off, landing, or emergency situations.
15. Compliance to these safety rules is the responsibility of each participant.

Looking forward to seeing you on June 19th
Tim J Stahlke

Field Maintenance

Jon Mattson



I would like to start off by welcoming members back to SCCMAS! It has been over 4 years since we have been able to drive to the field. Over the past few months, we have been trying to refurbish the facilities and get the field back in shape. The runway and infield have been resurfaced and re striped. Many of the pit tables have been rebuilt. We have been mowing and weed whacking cutting down the overgrowth. Posts that have been knocked over have been reset. We are starting to replace the green sun and shade material over the pit tables. After a few years of neglect, the field is starting to look like its old self again.

There are still many projects that need to be addressed. Two more of the pit tables need to be rebuilt. The remainder of the sun and shade screens need to be replaced. Eventually, the decking around the shack will need to be tackled. There will be light duty plumbing and electrical work that needs to be done. We will be asking members for help, when the time comes, to work on the areas that need our attention.

We appreciate those, but we can always use more. Not everyone's schedule allows them to make it on the days which we will be working. Sometimes we work on projects during the week. Other times we work on projects Saturday or Sunday. If you would like to volunteer, please let us know. We try to keep the work low key and not take up your whole day. You do not need to be an expert in any trade to help. A couple hours of your time are all that is needed. The tools and equipment we have so you do not need to have your own to help.

I will be working with the board to lay out a plan and schedule the tasks and repairs we need to address. At that point I will reach out to members and ask for volunteers to help if they can.

See you at the field,


Jon!

Contest Coordinator

Eric Sander



Join us at our R/C Summer Swap Meet



Saturday, June 19, 2021

8:00 AM - 1:00 PM


Location: **Wings Of History Air Museum**
12777 Murphy Ave, San Martin, CA 95046

modeleirevents@gmail.com

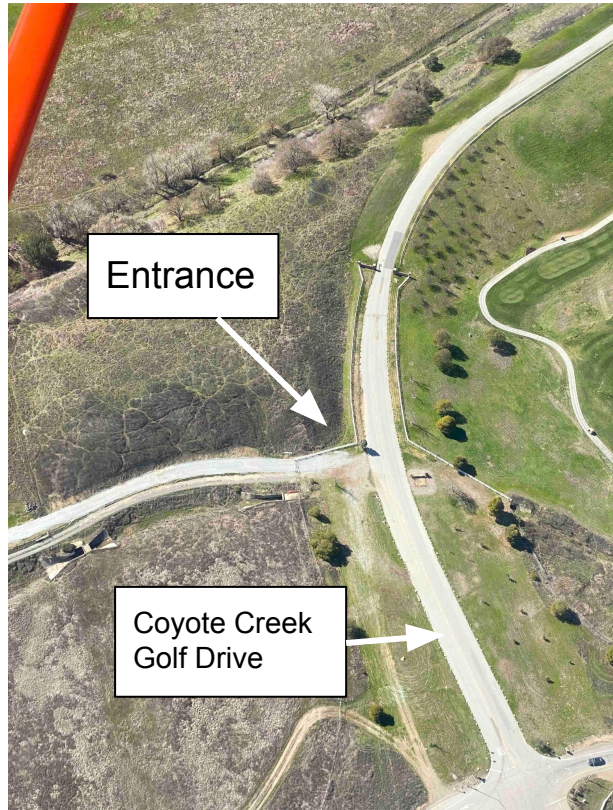
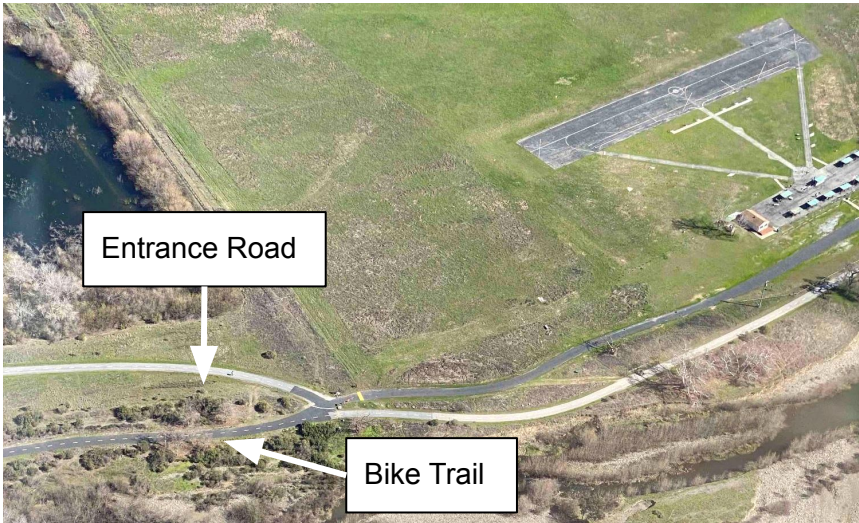
SCCMAS Scenes



Field & Road Work



Aerial Views of Field and Access Road





Servo Chatter is published several times annually by the SCCMAS "Tomcats" radio control club located in Morgan Hill, CA. Views expressed in Servo Chatter are those of the writers. They do not necessarily represent the views of the club, its members, or officers. Mention of any product, material, or service shall not, nor is it intended to, imply approval, disapproval, or fitness for any particular use. The SCCMAS is a non-profit organization. Permission is granted to reproduce anything printed in Servo Chatter as long as the source and author are credited.



SCCMAS
163475 W La Chiquita Ave
Los Gatos, CA 95032



Re-opening on June 19th! Details Inside...